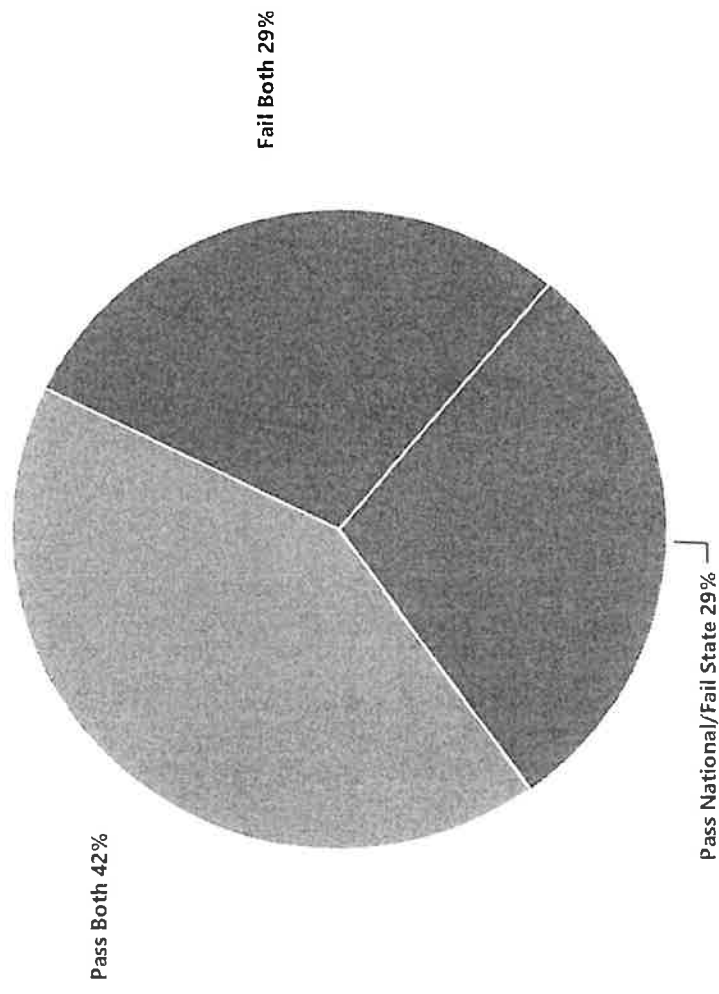


SALESPERSON STATS REPORT April 2026

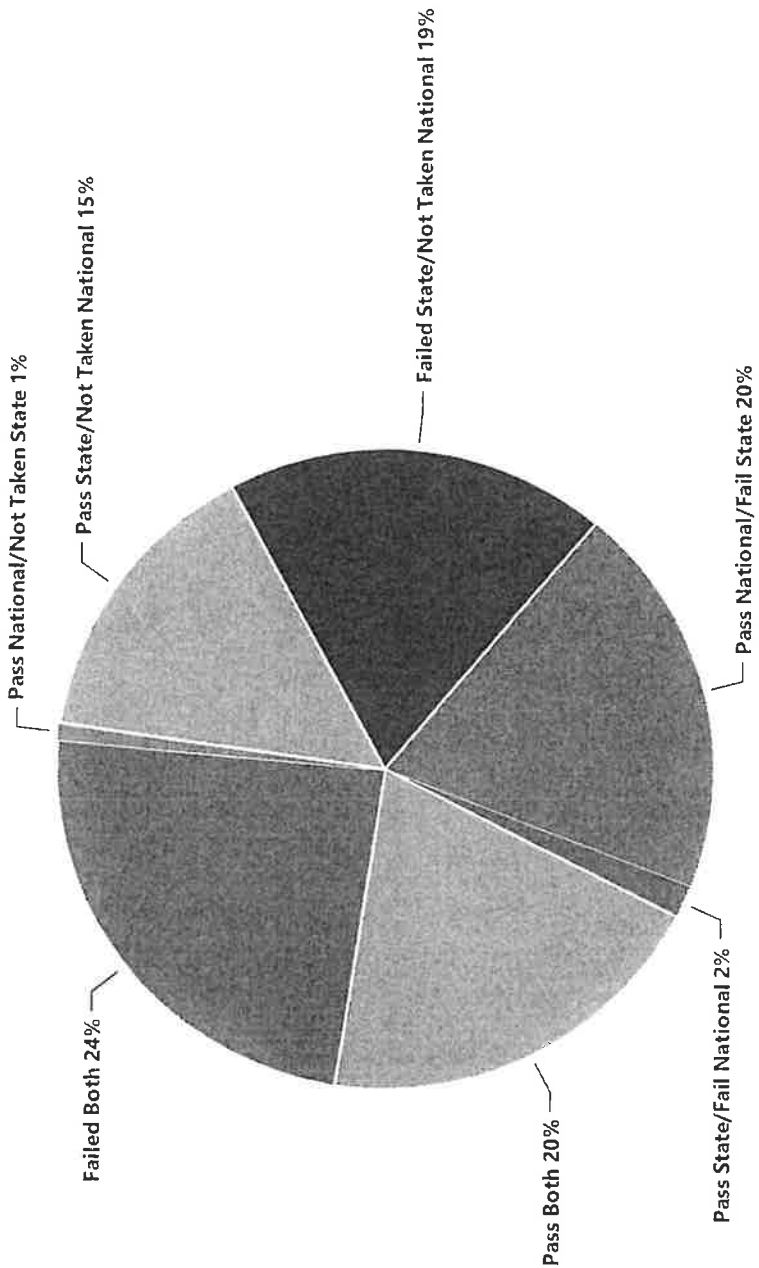
First Time - Sales



Pass National/Fail State	Pass State/Fail National	Pass Both	Fail Both	Grand Total
13	19	13	13	45
29%	42%	29%	29%	

### SALESPERSON STATS REPORT April 2026

All Attempts - Sales



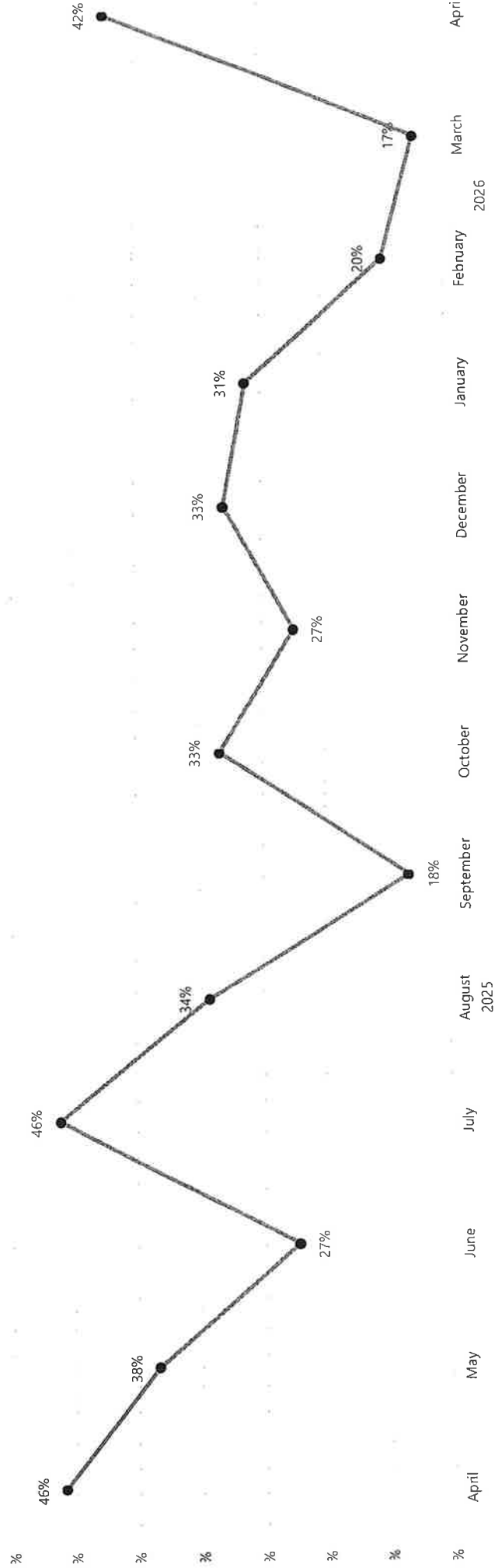
Pass National/Fail State	Pass State/Fail National	Pass Both National	Fail Both	Pass National/Not Taken State	Pass State/Not Taken National	Fail National/Not Taken State	Fail State/Not Taken National	Grand Total	No Of Unique Candidates
24	2	24	29	1	18	23	121	95	
20%	2%	20%	24%	1%	15%	19%			

## SALESPERSON STATS REPORT April 2026

### First Time Salesperson Stats

	April 2025	May 2025	June 2025	July 2025	August 2025	September 2025	October 2025	November 2025	December 2025	January 2026	February 2026	March 2026	April 2026	Grand Total														
Fail	54%	26	29	73%	40	54%	21	66%	25	82%	27	67%	30	73%	45	67%	413											
Pass	46%	22	38%	18	27%	15	46%	18	34%	13	18%	6	33%	15	27%	17	33%	27	31%	19	20%	7	17%	4	42%	19	33%	200
Grand Total	100%	48	100%	47	100%	55	100%	39	100%	38	100%	33	100%	45	100%	62	100%	82	100%	61	100%	35	100%	23	100%	45	100%	613

First Time Salesperson Pass Both Graph





## SALESPERSON STATS REPORT April 2026

NE Real Estate Salesperson

Test Center Name	Test Center City	Total Appointments	Total Delivered
Bellevue University Test Center-89668	Bellevue	18	17
Central Community College-47948	Hastings	4	4
McCook Community College-200049363	McCook	1	1
Metropolitan Comm College Elkhorn Valley Test Ctr-88649	Elkhorn	4	3
Metropolitan Community College-70233	Omaha	20	19
Mid-Plains Community College Area-48206	North Platte	6	6
Northeast Community College-53419	Norfolk	5	5
Pearson Professional Centers-Lincoln NE-47061	Lincoln	4	4
Pearson Professional Centers-North Platte NE-47178	North Platte	2	1
Pearson Professional Centers-Omaha NE-47063	Omaha	32	30
Pearson Professional Centers-Sioux City IA-47011	Sioux City	2	2
Southeast Community College - Lincoln-48433	Lincoln	28	28
Western Nebraska Community College-50767	Scottsbluff	1	1
<b>Total</b>		<b>127</b>	<b>121</b>

### Passing Candidate % By Attempt

Attempt	1	2	3	4	5	6	7	8	9	10	14	15	Total														
Fail	26	58%	14	61%	13	65%	9	82%	7	64%	3	60%	1	100%	1	100%	1	100%	1	100%	1	100%	1	100%	78	64%	
Pass	19	42%	9	39%	7	35%	2	18%	4	36%	2	40%														43	36%
<b>Total</b>	<b>45</b>	<b>100%</b>	<b>23</b>	<b>100%</b>	<b>20</b>	<b>100%</b>	<b>11</b>	<b>100%</b>	<b>11</b>	<b>100%</b>	<b>5</b>	<b>100%</b>	<b>1</b>	<b>100%</b>	<b>1</b>	<b>100%</b>	<b>1</b>	<b>100%</b>	<b>1</b>	<b>100%</b>	<b>1</b>	<b>100%</b>	<b>1</b>	<b>100%</b>	<b>121</b>	<b>100%</b>	

6 Test Takers engaged in a total of 7 Broker Exams during the month of April; 4 passed

No of Takers	Pass Both	Pass National	Pass State	Fail National	Fail State
6	4	7	4	0	3

3 First Time Test Takers, 2 passed, 67%

First Time Takers	Pass Both	Pass National	Pass State	Fail National	Fail State
3	2	3	2	0	1

Broker Statistics April 2026

Year	Month	No of First Time Takers	Pass Both	Pass Both %
2025	April	2	2	100%
2025	May	5	3	60%
2025	June	3	2	67%
2025	July	1	1	100%
2025	August	6	4	67%
2025	September	3	1	33%
2025	October	1	1	100%
2025	November	6	2	33%
2025	December	1	1	100%
2026	January	7	4	57%
2026	February	1	0	0%
2026	March	6	3	50%
2026	April	3	2	67%
<b>Total</b>		<b>45</b>	<b>26</b>	<b>58%</b>

First Time Test Takers

